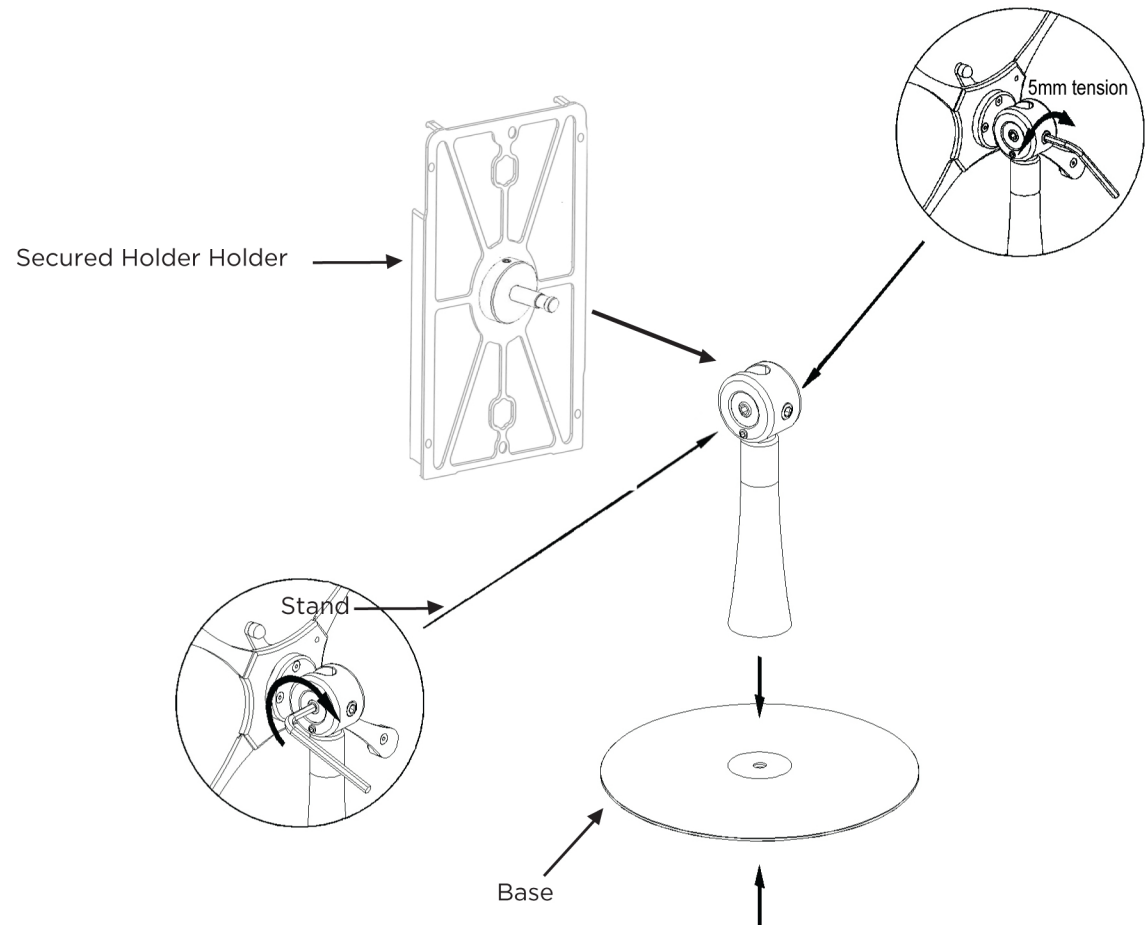


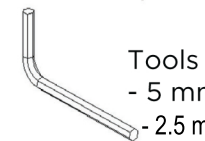
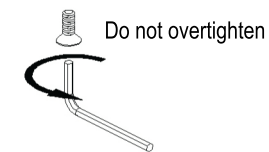
Assembly Instructions - Executive Desk Stand SECURED HOLDER

- 90 degree tilt
- 360 degree swivel around base
- 360 degree rotation portrait to landscape



Instructions:

1. Attach iPad stand to base using 5mm hex key.
2. Remove Gate from Secured Holder by unscrewing Thumb Screws and insert iPad.
3. Re-attach gate using either thumb screws or small security screws supplied.
4. Insert Secured holder (iPad Air, iPad Mini, Samsung or HP Tablet) to stand and secure using 5mm hex key.
5. Adjust iPad tilt using a 5mm hex key.



Tools Required:

- 5 mm Hex Key (supplied)
- 2.5 mm torx key